


Firebreak Electrical Box Protectors

TECHNICAL DATA SHEET

Firebreak Electrical Box Protectors (Putty Pads) are designed to reinstate the fire resistance of partition walls where fitted with electrical socket and switch boxes.



Description

Fire resistant partitions rely on the combined fire resistance performance of the facing material, usually plasterboard, of both sides of the partition. When electrical socket and switch boxes are fitted it requires an opening to be cut in the facing material thereby creating a weak point which compromises the overall fire resistance performance of the partition.

Firebreak Electrical Box Protectors are formed from a silicone based intumescent polymer with additional fire resistant additives and are designed to be fitted either inside the electrical box to form a lining or as needs arise to form a cover over the back of the electrical box.

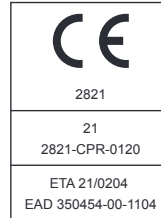
The material is non-setting and easily mouldable by hand ensuring quick and easy installation. Under fire conditions the intumescent filler in the putty expands to many times its original thickness to form a dense

block of fire resistant char thereby maintaining the fire resistance performance of the partition and preventing the spread of fire.

Characteristics and performance

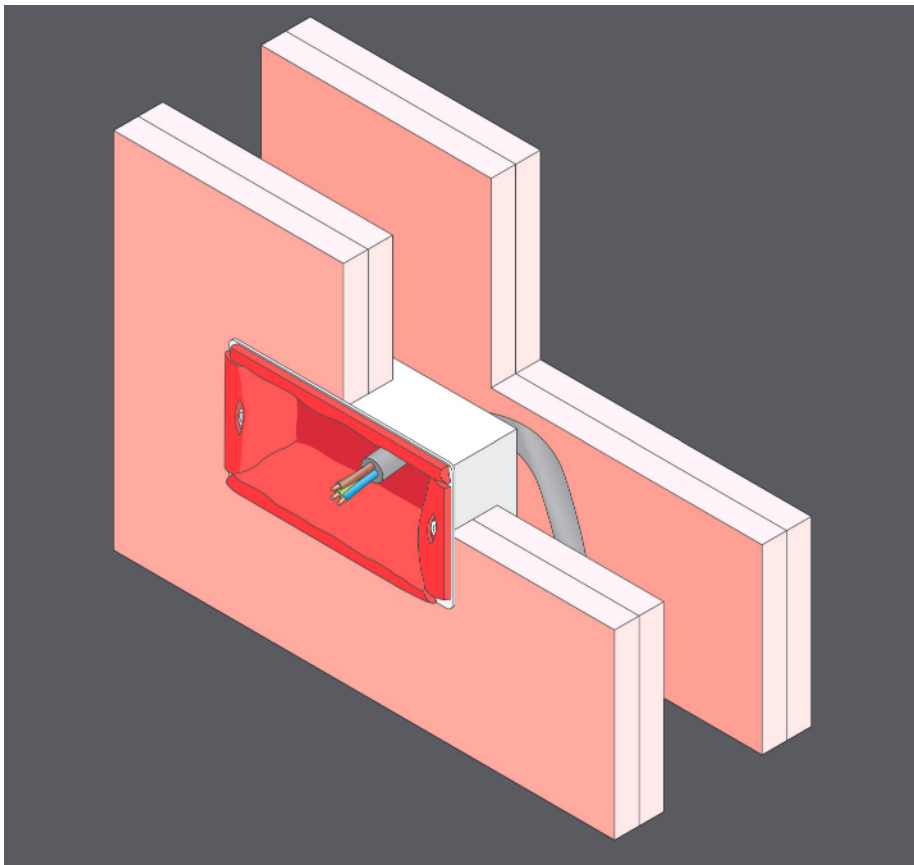
Firebreak Electrical Box Protectors are tested to the latest European fire test Standard for applications in fire resistant partition walls.

- Fire testing to the general principles of BS EN 1364-1: 1999 in conjunction with additional guidelines from BS EN 1366-3: 2009
- Fire Classification to EN 13501-2 and CE Mark (ETA 21/0204)
- Flexible Walls (stud partitions) of 130mm minimum thickness
- 120 minutes fire resistance
- Specifications for non-insulated partitions
- Testing undertaken using double switch sockets with plastic back boxes
- Tested with sockets located back to back or in close proximity on both sides of the partition
- Pre-formed pads with peel away paper facings for simple installation without the need for specialist tools
- Non-setting, allowing for easy modification of electrical wiring without the need for the fitting of a replacement pad



Fire performance

Partition type	Socket/switch location each side	Pad location	Fire performance (mins)	
			Integrity (E)	Integrity & insulation (EI)
Insulated	Minimum 66mm vertical opening offset	Internal or external	120	120
	Back to back	Internal both sides	120	120
	Back to back	External on non-fire side	90	90
Non-insulated	Twin and earth cable	Internal both sides	120	90
	Minimum 66mm vertical opening offset	Internal both sides	120	90
	Back to back	Internal both sides	90	90



- Ensure that none of the surface of the box is left exposed
- For application to the inside of the box similarly locate centrally and press against the back and side surfaces of the box ensuring a complete covering and tight seal around all cables
- Excess material can be trimmed away as necessary using a sharp knife or simply folded back into the box if space allows
- Complete the electrical connections as required and fix the switch/socket plate in place in the normal manner

End use considerations

Whilst Firebreak Electrical Box Protectors are intended for internal use they are not affected by moisture.

Maintenance

No routine maintenance is required.

Size and packaging

Type	Dimensions (mm)	Items per box
Single box	170 x 170	20
Double box	230 x 170	20

Storage

It is recommended to store in dry conditions between 5°C and 40°C.

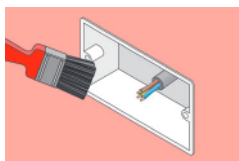
Shelf life

Unlimited when stored under recommended storage conditions.

Health and safety

Please refer to safety data sheet before use.

Since the product is applied under circumstances beyond our control, Neutron Fire Technologies Limited can accept no direct or consequential liability whether in contract or in tort, for the interpretations of such recommendations and reserves the right to modify the recommendations as necessary.



Installation

- Ensure contact surfaces for the pad are clean and free from loose materials
- Seal any gaps between the back box and partition facing sheet using Firebreak 22 Fire Resistant & Acoustic Sealant
- Fit all necessary electrical cables within the back box
- Select the correct size of pad and make a small split(s) in the pad to allow for fitting around the cables(s)
- For application to the back of the box, locate the pad centrally and press firmly to the back and sides of the box and to the back face of the partition around the perimeter of the box to form a complete seal including around all cables

